

### Market Review and Outlook

The Qatar Stock Exchange (QSE) Index rose by 95.30 points or 0.9% during the holiday-shortened week to close at 10,558.34. Market capitalization rose 0.7% to QR624.4 billion (bn) from QR620.0bn at the end of the previous trading week. Of the 53 traded companies, 21 ended the week higher, 28 ended lower, while three were unchanged. Meeza QSTP (MEZA) was the best performing stock for the week, rising 4.4%. Meanwhile, Barwa Real Estate (BRES) was the worst performing stock for the week, down 5.6%.

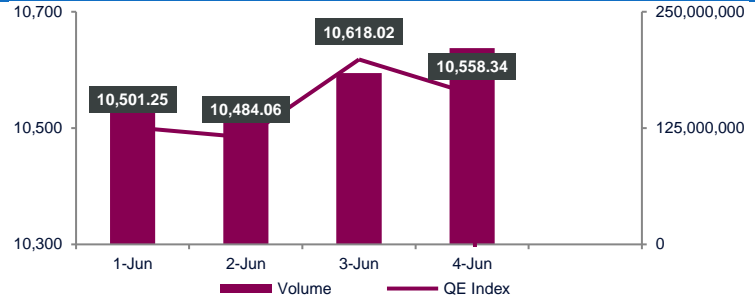
Qatar Islamic Bank (QIBK), Industries Qatar (IQCD) and Nakilat (QGTS) were the main contributors to the weekly index gain. QIBK and IQCD added 56.53 and 32.95 points to the index, respectively. QGTS contributed another 16.31 points.

Traded value during the week fell 47.3% to QR1,628.7mn from QR3,090.6mn in the prior trading week. Ezdan Holding Group (ERES) was the top value traded stock during the week with total traded value of QR137.3mn.

Traded volume fell 34.3% to 682.4mn shares compared with 1,039.5mn shares in the prior trading week. The number of transactions dipped 7.7% to 106,715 vs 115,643 in the prior week. Ezdan Holding Group (ERES) was the top volume traded stock during the week with total traded volume of 135.1mn shares.

Foreign institutions remained bearish, ending the week with net selling of QR85.4mn vs. net selling of QR325.0mn in the prior week. Qatari institutions remained bullish, with net buying of QR57.7mn vs. net buying of QR263.0mn in the week before. Foreign retail investors ended the week with net selling of QR2.7mn vs. net buying of QR29.7mn in the prior week. Qatari retail investors recorded net buying of QR30.3mn vs. net buying of QR32.4mn. Global foreign institutions are net sellers of Qatari equities by \$272.8mn YTD, while GCC institutions are also net shorts by \$25.1mn.

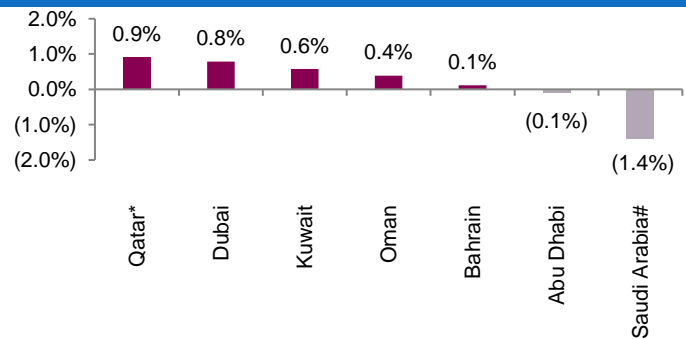
QSE Index and Volume



Market Indicators	Week ended. June 04, 2025	Week ended. May 29, 2025	Chg. %
Value Traded (QR mn)	1,628.7	3,090.6	(47.3)
Exch. Market Cap. (QR mn)	624,365.8	620,025.7	0.7
Volume (mn)	682.4	1,039.5	(34.4)
Number of Transactions	106,715	115,643	(7.7)
Companies Traded	53	53	0.0
Market Breadth	21:28	12:40	-

Market Indices	Close	WTD%	MTD%	YTD%
Total Return	24,908.12	0.9	0.9	3.3
ALL Share Index	3,900.76	0.7	0.7	3.3
Banks and Financial Services	4,854.04	0.7	0.7	2.5
Industrials	4,226.54	1.4	1.4	(0.5)
Transportation	5,796.84	2.6	2.6	12.2
Real Estate	1,613.90	(2.9)	(2.9)	(0.2)
Insurance	2,329.74	(1.5)	(1.5)	(0.8)
Telecoms	2,145.61	1.1	1.1	19.2
Consumer Goods & Services	7,904.54	(1.1)	(1.1)	3.1
Al Rayan Islamic Index	5,020.55	0.8	0.8	3.1

Weekly Index Performance



Regional Indices	Close	WTD%	MTD%	YTD%	Weekly Exchange Traded Value (\$ mn)	Exchange Mkt. Cap. (\$ mn)	TTMP/E**	P/B**	Dividend Yield
Qatar*	10,558.34	0.9	0.9	(0.1)	447.22	171,263.5	11.7	1.3	4.7
Dubai	5,535.93	0.8	1.0	7.3	569.86	264,814.6	9.5	1.6	5.4
Abu Dhabi	9,734.99	(0.1)	0.5	3.4	1,647.33	750,028.6	18.4	2.5	2.4
Saudi Arabia#	10,832.43	(1.4)	(1.4)	(10.0)	6,860.96	2,429,779.4	16.7	2.0	4.3
Kuwait	8,159.63	0.6	0.6	10.8	1,109.30	157,812.4	19.7	1.5	3.3
Oman	4,578.81	0.4	0.4	0.0	114.30	33,201.0	8.2	0.9	6.0
Bahrain	1,923.07	0.1	0.1	(3.2)	14.64	19,821.8	13.0	1.4	9.9

Source: Bloomberg, country exchanges and Zawya (\*\* Trailing Twelve Months; \* Value traded (\$ mn) do not include special trades, if any; # Data as of June 03, 2025)

- Qatar Stock Exchange announces Eid al-Adha holiday** - Qatar Stock Exchange announces that, on the occasion of the upcoming Eid al-Adha holiday, may God bring it back upon us, you, and the entire Islamic nation with goodness, prosperity, and blessings, it has been decided that the Eid al-Adha holiday for the exchange will begin on 05/06/2025, and will continue until 09/06/2025. Official working hours will resume on 10/06/2025, in accordance with the circular issued by the Qatar Central Bank and the directives of the Qatar Financial Markets Authority. Wishing you all a blessed year. (QSE).
- State Budget records QR0.5bn deficit in Q1-2025** - The State of Qatar's general budget posted a deficit of QR0.5bn during Q1-2025, the Ministry of Finance (MoF) announced yesterday. In a statement published on its account on the social media platform X, the MoF highlighted that the deficit was covered through debt instruments, according to the actual data for Qatar's budget performance in Q1-2025. The total revenues for Q1-2025 stood at approximately QR49.4bn, reflecting a 7.5% decrease compared to Q1-2024 (See Table). These revenues comprised QR42.5bn in oil and gas revenues and QR6.9bn in non-oil revenues. The statement further noted that total public expenditure during Q1-2025 amounted to roughly QR49.9bn, registering a 2.8% decline compared to Q1-2024. The expenditure was allocated as: QR16.9bn for salaries and wages, QR18.5bn for current expenditures, QR13.1bn for major capital expenditures, and QR1.2bn for minor capital expenditures. The statement highlighted that the total value of government procurement contracts executed through tenders and auctions by public entities during Q1-2025 amounted to approximately QR6.4bn. Contracts awarded to foreign companies totaled around QR1.5bn, marking a 50% increase compared to Q1-2024. Overall, the MoF stated that the top four sectors according to the Business Activity Index during Q1-2025 were municipality and environment, health, energy, and the General Secretariat of the Council of Ministers.

(QR Billion)	Q1 2024	Q2 2024	Q3 2024	Q4 2024	Q1 2025	YoY	QoQ
Oil and Gas Revenue	47.3	41.1	42.3	42.1	42.5	-10.3%	0.8%
Non-Oil and Gas Revenue	6.1	18.8	8.9	6.6	7.0	13.9%	5.3%
<b>Total Revenue</b>	<b>53.4</b>	<b>59.9</b>	<b>51.3</b>	<b>48.7</b>	<b>49.4</b>	<b>-7.5%</b>	<b>1.4%</b>
Salaries and Wages	16.4	16.6	16.8	17.7	16.9	3.3%	-4.3%
Other Current Expenditures	18.9	21.3	18.3	18.5	18.5	-1.6%	0.2%
Minor Capex	1.5	1.3	2.0	1.3	1.2	-17.3%	-7.5%
Major Capex	14.7	18.2	14.2	10.2	13.2	-10.2%	28.4%
<b>Total Expenditures</b>	<b>51.4</b>	<b>57.3</b>	<b>51.2</b>	<b>47.8</b>	<b>49.9</b>	<b>-2.8%</b>	<b>4.4%</b>
<b>Surplus</b>	<b>2.0</b>	<b>2.6</b>	<b>0.1</b>	<b>0.9</b>	<b>-0.5</b>	<b>-</b>	<b>-</b>

(MoF, Gulf Times and QNBFS Research)

- Qatar Islamic Bank Successfully Issues \$750mn Sukuk** - Qatar Islamic Bank ("QIB"), rated A1 by Moody's and A by Fitch, successfully issued a \$750mn Sukuk with a profit rate of 4.803% and tenor of 5 years. The profit rate was equivalent to a credit spread of 80 basis points over the US Treasury Rate, which was well inside QIB's fair value and lower than secondary market spreads of all Qatari banks, reflecting the positive perception of international investors around QIB's credit quality. Moreover, QIB's profit rate was the lowest achieved by a GCC bank for a senior unsecured 5 year issuance in 2025. QIB announced its intention to issue a Sukuk on Monday morning and conducted calls throughout the day with European, Asian and Middle Eastern accounts. Initial investor

feedback was encouraging and allowed QIB to open the order book on Tuesday morning. The order book quickly grew to peak at \$1.7bn, representing an oversubscription rate of 2.3 times, one of the highest levels of demand seen for Sukuk issuances. The robust order book enabled QIB to confidently tighten the pricing by 35-40 basis points from Initial Price Thoughts in one iteration to 80 basis points over the US Treasury Rate. Investor diversity was broad and comprised of banks, private banks, fund managers and agencies from all over the world. Acting as Joint Lead Managers and Book runners were Abu Dhabi Islamic Bank, Bank ABC, Dubai Islamic Bank, Dukhan Bank, Emirates NBD Capital, HSBC, KFH Capital, Mashreq, QNB Capital, QInvest, SMBC, Standard Chartered Bank and The Islamic Corporation for the Development of the Private Sector Mr. Bassel Gamal, QIB's Group Chief Executive Officer, commented "QIB is proud of another successful transaction in the international capital markets, where it has built a reputable name and large investor base from around the globe. The strong demand for our Sukuk underscores the faith investors have in robust economic position of the State of Qatar's and strong financial fundamentals of QIB." (QSE)

- With a foreign investment valued at \$7bn, the Syrian government has signed a strategic MOU with a consortium of international companies led by UCC Holding to develop large-scale Power Generation Projects** - Under the patronage of His Excellency Ahmed Al-Sharaa, President of the Syrian Arab Republic, the Syrian government has signed a strategic Memorandum of Understanding with a consortium of international companies led by UCC Holding to develop major power generation projects, with a foreign investment valued at approximately \$7bn. This initiative aligns with the national agenda to rebuild Syria's core infrastructure, enhance energy security, and support economic development. It reflects the President's clear direction toward establishing a development model based on self-reliance, regional cooperation, and long-term sustainability. The signing ceremony took place in Damascus, in the presence of Mr. Tom Barrack, US Special Envoy for Syria; His Excellency Khalifa Abdullah Al Mahmoud Al Sharif, Chargé d'Affaires at the Qatari Embassy in Damascus; and His Excellency Burhan Koroglu, Turkish Ambassador to Syria. The agreement was signed by Mr. Mohamed Moutaz Al-Khyyat, Chairman of UCC Holding; Mr. Mehmet Cengiz, Chairman of Cengiz Energy; Mr. Orhan Cemal Kalyoncu, Chairman of Kalyon Energy; and Mr. Mazen Al-Sbeti, CEO of Power International USA. The signing was also attended by a number of managers and representatives from the companies, including Mr. Ramez Al-Khyyat, President & CEO of UCC Holding; Mr. Mohamed Al-Khyyat, Board Member of UCC Concessions Investments; Mr. Ahmet Cengiz, Vice Chairman of Cengiz Energy; and Mr. Lutfi Elvan, CEO of Kalyon Energy." The consortium is led by UCC Holding, through its subsidiary UCC Concessions Investment, a Qatari company specializing in energy concessions and Construction. The consortium includes:
  - Power International USA LLC– American company specializing in strategic energy investments
  - Kalyon GES Enerji Yatırımları A.Ş. – Turkish renewable energy investor and developer
  - Cengiz Enerji San. ve Tic. A.Ş. – Turkish energy development and operation company.
 This strategic alliance reflects the vision and leadership of His Highness Sheikh Tamim bin Hamad Al Thani, Amir of the State of Qatar, in supporting Syria's economic recovery and contributing to the reconstruction of a renewed Syrian state through impactful initiatives aimed at energizing the national economy and advancing the country's path toward power self-sufficiency. The agreement

covers the development of four combined-cycle gas turbine (CCGT) power plants in Traifawi (Homs), Zayzoun (Hama), Deir-Azzour, and Mehardeh (Hama), with an approximate installed generation capacity of 4,000 MW, using American and European technologies, and a 1,000 MW solar power plant in Wedian Alrabee, located in the southern region of Syria. These projects will be implemented under Build-Own-Operate (BOO) and Build-Operate-Transfer (BOT) models with the corresponding power purchase agreements. Construction is expected to begin following final agreements and financial close, with completion targeted within 3 years for the gas plants and less than 2 years for the solar plant. Mr. Tom Barrack, US Special Envoy for Syria, said: "This agreement represents a landmark step in Syria's path to reconstruction and energy security. As President Trump said, we are working with our partners for a prosperous and stable Syria at peace with itself and its neighbors. This partnership is a key step towards that goal, along with the President's lifting of US sanctions against Syria. This consortium, led by Qatar, will promote stability, infrastructure development, and economic recovery and deliver tangible results for the Syrian people. As President Trump has said, and Secretary Rubio is implementing, our goal is to enable "commerce, not chaos." His Excellency, Mohammed Al Bashir, Minister of Energy of the Syrian Arab Republic said: "This agreement marks a crucial step in Syria's infrastructure recovery plan. It will strengthen our national grid, expand access to electricity, and help meet growing demand through partnerships that combine international expertise with local priorities." Mr. Ramez Al Khayyat, President and Group CEO of UCC Holding said: "This MoU reflects our vision for sustainable and impactful infrastructure development in the region. We are proud to lead this initiative through our concession arm, in collaboration with our consortium partners. These projects represent a model of effective public-private partnership, integrating both conventional and renewable power solutions to support Syria's energy transition and long-term economic resilience. (Peninsula Qatar)

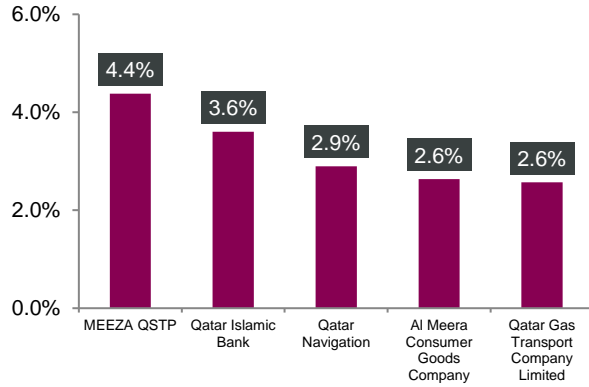
- **QCB bills auction receives bids worth QR14.5bn; allocated amount totals QR5bn** - The Qatar Central Bank's latest bills auction received bids worth QR14.5bn, while the total allocated amount was QR5bn, according to the QCB. The allocations were for six tenors - four new issuances and two tap issuances-ranging from seven days to 364 days, QCB said. QR500mn was allocated for a new issuance for seven days with a yield of 4.610%. QR1bn was allocated for a new issuance for 35 days with a yield of 4.579%, QR1bn was allocated for a tap issuance for 77 days with a yield of 4.543%. QR1bn was allocated for a new issuance for 182 days with a yield of 4.469%, QR1bn was allocated for a tap issuance for 273 days with a yield of 4.419%. QR500mn was allocated for a tap issuance for 364 days with a yield of 4.381%. (Gulf Times)
- **QFMA is developing electronic system to monitor capital adequacy of companies** - The Qatar Financial Market Authority (QFMA) is developing an electronic system to monitor the capital adequacy of companies and launching a new electronic trading surveillance system as part of its future projects and plans. (Gulf Times)
- **CRA opens access to 4,860km of telecom infrastructure** - The Communications Regulatory Authority (CRA) has opened access to more than 4,860km of government telecom duct infrastructure across Qatar. This milestone forms part of CRA's broader regulatory mandate to optimize the use of national telecom assets, enable licensed service providers to scale their networks more efficiently, and support the delivery of high-quality digital services to homes and businesses. The initiative reflects CRA's strategic objective to promote fair and open access to essential telecom infrastructure,

reducing duplicate deployments, improving investment efficiency, and accelerating the rollout of next-generation technologies such as fiber-to-the-home (FTTH) and 5G. It directly supports Qatar's ambitions for a robust digital economy and future-ready connectivity ecosystem. Director of the Technical Affairs Department at CRA Ali alSuwaidi stated: "Ensuring equitable access to national telecom infrastructure is a core part of our regulatory mandate. It enables licensed service providers to scale efficiently and deliver reliable services that meet users' expectations. This initiative reflects our commitment to advancing Qatar's digital ecosystem, supporting innovation, and contributing to economic diversification. We also commend the strong collaboration with Ashghal in realizing this strategic milestone." (Gulf Times)

- **EnergyX in merger pact with Senseta, co-founded by Qatari scientist** - The Qatar Financial Center (QFC)-based EnergyX is contemplating merger with Silicon Valley-headquartered Senseta, co-founded by Dr Khalid M al-Ali, a Qatari scientist and former Nasa engineer, as the Gulf country races ahead towards net zero goals. This planned merger will not only accelerate the expansion of EnergyX, a global leader in end-to-end energy optimization for buildings and infrastructure, in both the Gulf Co-operation Council (GCC) and the US but also reinforce its mission to deliver intelligent, autonomous, and sustainable energy systems. By integrating Senseta's AI (artificial intelligence) expertise, EnergyX plans to offer advanced features such as real-time monitoring, predictive diagnostics, and climate-adaptive analytics — capabilities essential for managing the region's high temperatures, heavy energy loads, and complex utility grids. EnergyX announced this landmark strategic merger with Senseta, a Delaware-based AI and autonomous systems company spun out of Carnegie Mellon University, at the recently concluded Fifth Qatar Economic Forum, Powered by Bloomberg. The agreement was signed by Dr Khalid, the co-founder and executive chairman of Senseta, the world leader in mission-critical data fusion, analytics and drone powered solutions, with Jean Jacques Dandrieux, Global chief strategy officer at EnergyX, and Sean Park, co-founder and chief executive officer of EnergyX. The multi-hundred-million dollar planned merger, subject to the regulatory approvals, board consent, and voting by the shareholders of both companies – was announced in the presence of key Qatari leadership. EnergyX plans to invest more than \$100mn in the GCC in next five years. The proposed merger also marks a significant step in the Gulf region's ambition to become a global leader in sustainable, tech enabled infrastructure. Senseta's cutting-edge AI expertise, based on R&D (research and development) for deep-space missions, is planned to be integrated into EnergyX Zero, amplifying the intelligence layer of EnergyX's platform for optimized energy performance across the GCC's built environment. "This planned merger represents a fusion of scientific excellence and large-scale execution. We aim to bring interplane tar grade AI expertise to earth-based infrastructure — delivering the kind of resilience and autonomy once reserved for space exploration directly into the Gulf's energy systems," said Dandrieux. The announcement comes as the GCC strengthens its position as a hub for climate technology. EnergyX's growth in the Gulf builds on its global leadership, including the company's own HQ — the world's first certified Plus-Energy Building, operating at 129.5% energy self-sufficiency. (Gulf times)

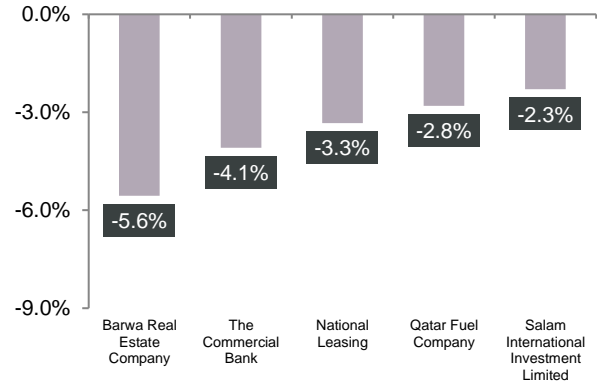
# Qatar Stock Exchange

## Top Gainers



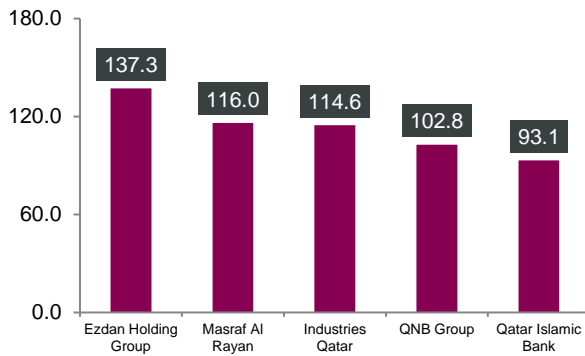
Source: Qatar Stock Exchange (QSE)

## Top Decliners



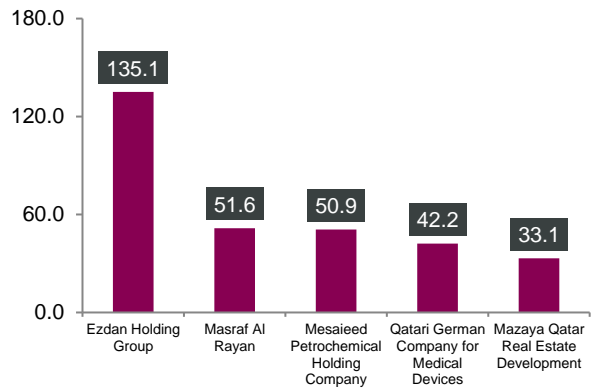
Source: Qatar Stock Exchange (QSE)

## Most Active Shares by Value (QR Million)



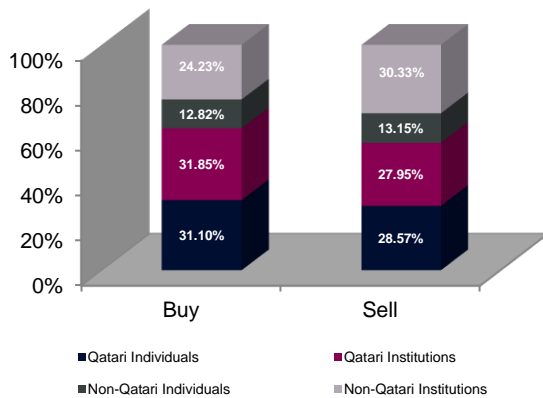
Source: Qatar Stock Exchange (QSE)

## Most Active Shares by Volume (Million)



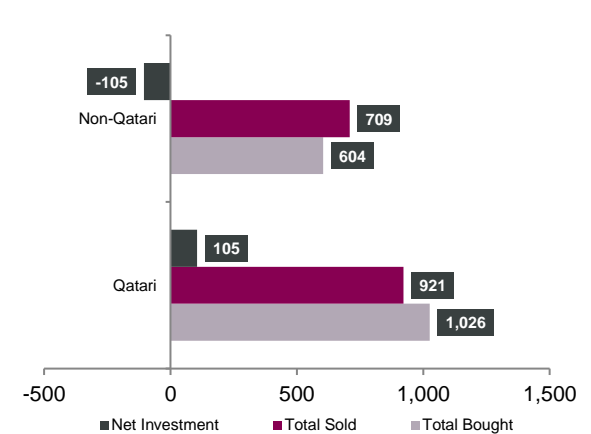
Source: Qatar Stock Exchange (QSE)

## Investor Trading Percentage to Total Value Traded



Source: Qatar Stock Exchange (QSE)

## Net Traded Value by Nationality (QR Million)



Source: Qatar Stock Exchange (QSE)

## TECHNICAL ANALYSIS OF THE QSE INDEX



Source: Bloomberg

The QE Index closed up by 0.9% from the week; it closed at 10,558.34 points. The Index after losing the momentum previous week tried to recover in the past week. The index may most likely attempt to test the 10,850 level in the coming weeks. However, the trend on the upside can only be confirmed if it manages to close above the mentioned level, until then it may continue to consolidate in the channel zone.

### DEFINITIONS OF KEY TERMS USED IN TECHNICAL ANALYSIS

**RSI (Relative Strength Index) indicator** – RSI is a momentum oscillator that measures the speed and change of price movements. The RSI oscillates between 0 to 100. The index is deemed to be overbought once the RSI approaches the 70 level, indicating that a correction is likely. On the other hand, if the RSI approaches 30, it is an indication that the index may be getting oversold and therefore likely to bounce back.

**MACD (Moving Average Convergence Divergence) indicator** – The indicator consists of the MACD line and a signal line. The divergence or the convergence of the MACD line with the signal line indicates the strength in the momentum during the uptrend or downtrend, as the case may be. When the MACD crosses the signal line from below and trades above it, it gives a positive indication. The reverse is the situation for a bearish trend.

**Candlestick chart** – A candlestick chart is a price chart that displays the high, low, open, and close for a security. The 'body' of the chart is portion between the open and close price, while the high and low intraday movements form the 'shadow'. The candlestick may represent any time frame. We use a one-day candlestick chart (every candlestick represents one trading day) in our analysis.

**Doji candlestick pattern** – A Doji candlestick is formed when a security's open and close are practically equal. The pattern indicates indecisiveness, and based on preceding price actions and future confirmation, may indicate a bullish or bearish trend reversal.

**Shooting Star/Inverted Hammer candlestick patterns** – These candlestick patterns have a small real body (open price and close price are near to each other), and a long upper shadow (large intraday movement on the upside). The Shooting Star is a bearish reversal pattern that forms after a rally. The Inverted Hammer looks exactly like a Shooting Star, but forms after a downtrend. Inverted Hammers represent a potential bullish trend reversal.

Company Name	Price June 04	% Change Weekly	% Change YTD	Market Cap. QR Million	TTM P/E	P/B	Div. Yield
Qatar National Bank	17.05	0.59	(1.39)	157,481	10.0	1.7	4.1
Qatar Islamic Bank	21.86	3.60	2.34	51,654	11.7	1.9	3.7
Commercial Bank of Qatar	4.41	(4.09)	1.40	17,852	6.5	0.9	6.8
Doha Bank	2.44	(1.26)	22.45	7,559	8.9	0.7	4.1
Al Ahli Bank	3.60	(0.19)	4.32	9,182	10.7	1.3	6.9
Qatar International Islamic Bank	10.51	0.00	(3.58)	15,909	13.5	2.1	4.8
Al Rayan Bank	2.24	0.00	(9.14)	20,813	14.2	0.9	4.5
Lesha Bank	1.82	(1.14)	34.49	2,040	14.6	1.5	2.7
National Leasing	0.73	(3.33)	(7.05)	359	20.7	0.6	4.8
Dlala Holding	1.11	0.27	(3.31)	212	N/A	1.2	N/A
Qatar & Oman Investment	0.68	0.75	(3.85)	213	N/A	1.3	N/A
Islamic Holding Group	3.60	(1.64)	(4.89)	204	19.5	1.2	1.9
Dukhan Bank	3.65	1.33	(1.22)	19,104	14.8	1.5	4.4
<b>Banking and Financial Services</b>				<b>302,581</b>			
Zad Holding	14.24	0.42	0.49	4,093	19.6	2.7	4.9
Qatar German Co. for Medical Devices	1.48	(0.94)	7.66	170	N/A	N/A	N/A
Salam International Investment	0.68	(2.30)	3.18	778	12.8	0.5	5.9
Baladna	1.22	(1.54)	(2.89)	2,310	17.2	1.0	N/A
Medicare Group	5.02	0.74	10.35	1,413	14.7	1.4	3.9
Qatar Cinema & Film Distribution	2.40	0.00	0.04	151	39.0	1.2	2.9
Qatar Fuel	14.58	(2.80)	(2.80)	14,496	13.9	1.7	6.9
Widam Food	2.21	(1.07)	(5.87)	398	N/A	4.6	N/A
Mannai Corp.	4.51	0.07	24.05	2,059	11.6	2.2	5.5
Al Meera Consumer Goods	14.78	2.64	1.79	3,045	16.3	1.8	5.8
Mekdam Holding Group	2.79	(0.11)	(8.02)	446	11.2	1.8	N/A
Meeza QSTP	3.15	4.38	(3.94)	2,042	33.0	3.0	2.5
Al Faleh Education Holding	0.76	(0.13)	9.50	183	14.6	0.7	2.5
Al Mahhar Holding	2.37	(0.88)	(3.51)	490	N/A	1.4	5.1
<b>Consumer Goods and Services</b>				<b>52,073</b>			
Qatar Industrial Manufacturing	2.54	(0.47)	1.00	1,205	8.1	0.6	5.1
Qatar National Cement	3.40	(1.79)	(15.38)	2,223	15.7	0.8	7.9
Industries Qatar	12.15	2.53	(8.44)	73,508	17.6	2.0	6.1
Qatari Investors Group	1.49	(0.53)	(2.99)	1,855	11.3	0.6	8.7
Qatar Electricity and Water	16.08	1.52	2.42	17,688	12.8	1.2	4.9
Aamal	0.83	(2.00)	(2.69)	5,235	11.9	0.6	7.2
Gulf International Services	3.30	1.66	(0.72)	6,140	8.0	1.5	5.1
Mesaieed Petrochemical Holding	1.32	(1.20)	(11.84)	16,558	23.3	1.0	4.3
Estithmar Holding	3.27	(0.94)	92.91	12,241	26.2	2.3	N/A
Qatar Aluminum Manufacturing	1.30	1.01	7.10	7,243	10.6	1.1	6.2
<b>Industrials</b>				<b>143,896</b>			
Qatar Insurance	1.92	(2.14)	(9.66)	6,264	11.1	1.0	5.2
QLM Life & Medical Insurance	1.99	(0.75)	(3.87)	695	10.9	1.1	5.0
Doha Insurance	2.57	0.04	2.60	1,283	6.8	1.0	6.8
Qatar General Insurance & Reinsurance	1.20	(0.66)	4.25	1,052	16.8	0.3	N/A
Al Khaleej Takaful Insurance	2.36	(0.63)	(1.34)	602	9.0	1.0	6.4
Qatar Islamic Insurance	8.68	(1.04)	0.05	1,302	9.0	2.3	5.8
Damaan Islamic Insurance Company	3.76	(1.05)	(4.91)	752	8.1	1.4	5.3
<b>Insurance</b>				<b>11,949</b>			
United Development	1.02	0.00	(9.08)	3,615	10.8	0.3	5.4
Barwa Real Estate	2.72	(5.56)	(3.89)	10,584	8.5	0.5	6.6
Ezdan Real Estate	1.04	0.19	(1.61)	27,559	163.4	0.8	N/A
Mazaya Qatar Real Estate Development	0.61	(1.77)	4.28	609	N/A	0.6	N/A
<b>Real Estate</b>				<b>42,368</b>			
Ooredoo	12.45	0.81	7.79	39,880	11.4	1.5	5.2
Vodafone Qatar	2.39	2.01	30.33	10,081	16.5	2.1	5.0
<b>Telecoms</b>				<b>49,961</b>			
Qatar Navigation (Milaha)	11.00	2.90	0.09	12,498	11.0	0.7	3.6
Gulf Warehousing	2.90	0.24	(13.92)	170	10.7	0.7	3.4
Qatar Gas Transport (Nakilat)	4.91	2.57	18.41	27,219	16.4	2.1	2.8
<b>Transportation</b>				<b>39,887</b>			
<b>Qatar Exchange</b>				<b>624,366</b>			

Source: Bloomberg

## **Contacts**

QNB Financial Services Co. W.L.L. Contact  
Center: (+974) 4476 6666  
[info@qnbfs.com.qa](mailto:info@qnbfs.com.qa)  
Doha, Qatar

Saugata Sarkar, CFA, CAIA  
Head of Research  
[saugata.sarkar@qnbfs.com.qa](mailto:saugata.sarkar@qnbfs.com.qa)

Shahan Keushgerian  
Senior Research Analyst  
[shahan.keushgerian@qnbfs.com.qa](mailto:shahan.keushgerian@qnbfs.com.qa)

Phibion Makuwerere, CFA  
Senior Research Analyst  
[phibion.makuwerere@qnbfs.com.qa](mailto:phibion.makuwerere@qnbfs.com.qa)

Roy Thomas  
Senior Research Analyst  
[roy.thomas@qnbfs.com.qa](mailto:roy.thomas@qnbfs.com.qa)

Dana Saif Al Sowaidi  
Research Analyst  
[dana.alsowaidi@qnbfs.com.qa](mailto:dana.alsowaidi@qnbfs.com.qa)

**Disclaimer and Copyright Notice:** This publication has been prepared by QNB Financial Services Co. W.L.L. ("QNBFS") a wholly-owned subsidiary of Qatar National Bank (Q.P.S.C.). QNB FS is regulated by the Qatar Financial Markets Authority and the Qatar Exchange. Qatar National Bank (Q.P.S.C.) is regulated by the Qatar Central Bank. This publication expresses the views and opinions of QNBFS at a given time only. It is not an offer, promotion or recommendation to buy or sell securities or other investments, nor is it intended to constitute legal, tax, accounting, or financial advice. QNBFS accepts no liability whatsoever for any direct or indirect losses arising from use of this report. Any investment decision should depend on the individual circumstances of the investor and be based on specifically engaged investment advice. We therefore strongly advise potential investors to seek independent professional advice before making any investment decision. Although the information in this report has been obtained from sources that QNBFS believes to be reliable, we have not independently verified such information and it may not be accurate or complete. QNBFS does not make any representations or warranties as to the accuracy and completeness of the information it may contain, and declines any liability in that respect. For reports dealing with Technical Analysis, expressed opinions and/or recommendations may be different or contrary to the opinions/recommendations of QNBFS Fundamental Research as a result of depending solely on the historical technical data (price and volume). QNBFS reserves the right to amend the views and opinions expressed in this publication at any time. It may also express viewpoints or make investment decisions that differ significantly from, or even contradict, the views and opinions included in this report. This report may not be reproduced in whole or in part without permission from QNBFS.

**COPYRIGHT:** No part of this document may be reproduced without the explicit written permission of QNBFS.