



Earnings Flash Note  
Al Meera Consumer Goods Co.  
3Q2023 / 9M2023



## Al Meera Consumer Goods Co. (MERS)

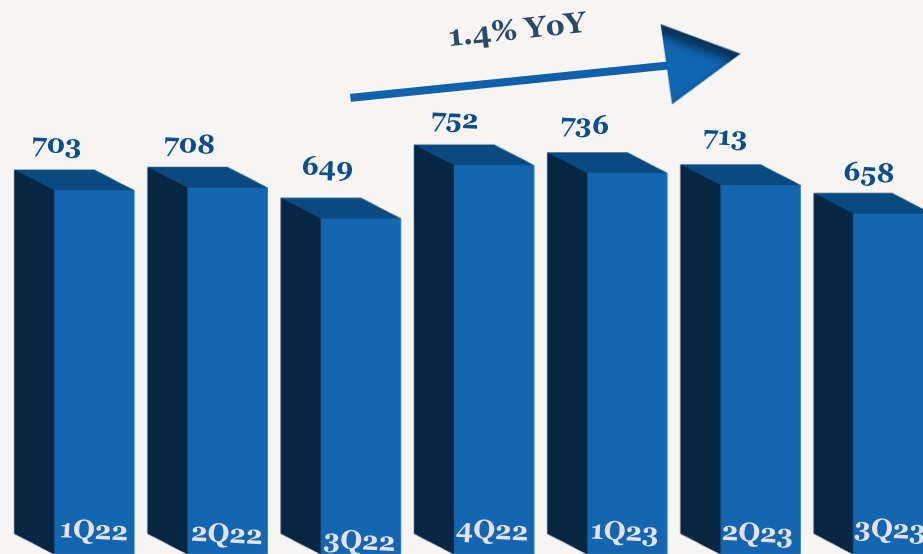
- > **Net profit decreased 14.1% YoY to QR27mn (-39.3% QoQ)** primarily due to higher general and administrative costs in 3Q2023. For 9M2023, net profit was down by 4.5% YoY to QR116mn.
- > **Revenue grew by 1.4% YoY to QR658mn (-7.7% QoQ), while higher other income** supported the bottom-line in 3Q2023 (MERS reported other income of QR5.4mn in 3Q2023 vs. a loss in 3Q2022). For 9M2023, revenues were up by 2.3% YoY to QR2,107mn.
- > **Gross profit came lower by 0.8% YoY to QR120mn (-8.3% QoQ)** while the corresponding margin declined to 18.3% (-0.4ppts YoY, -0.1ppts QoQ) in 3Q2023. For 9M2023, gross profit increased by 0.5% YoY to QR386mn.
- > **For 3Q2023, EPS came at QR0.13 vs QR0.16 in 3Q2022 while for 9M2023, EPS was 0.56 vs 0.59 in 9M2022.**
- > **As of 31st Oct 2023, the stock has decreased 15.9% YTD, underperforming the QSE index, which was down by 10.8% YTD.**
- > **The stock is currently trading at a TTM P/E multiple of 13.9x, lower than its 3Y historical average of 18.8x.**

### 3Q/9M 2023 Earnings Performance

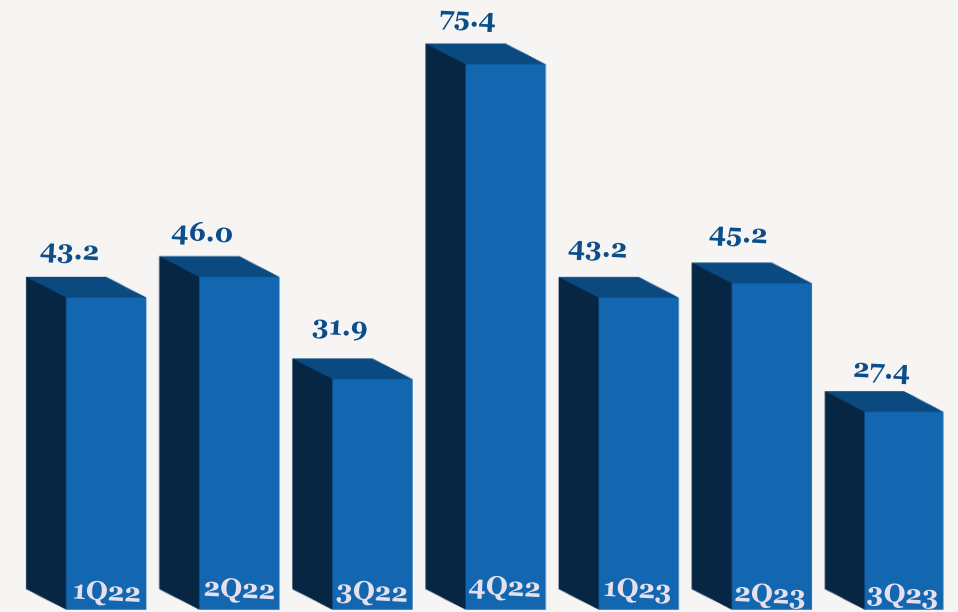
	3Q2023	3Q2022	YoY	2Q2023	QoQ	9M2023	9M2022	YoY
Revenue	658	649	1.4%	713	-7.7%	2,107	2,060	2.3%
Gross Profit	120	121	-0.8%	131	-8.3%	386	384	0.5%
Gross Margin %	18.3%	18.7%		18.4%		18.3%	18.7%	
Net Profit to Equity	27	32	-14.1%	45	-39.3%	116	121	-4.5%
Net Margin %	4.2%	4.9%		6.3%		5.5%	5.8%	
EPS (QR)	0.13	0.16	-14.1%	0.22	-39.3%	0.56	0.59	-4.5%

Note: Values are expressed in QR'mn unless explicitly stated

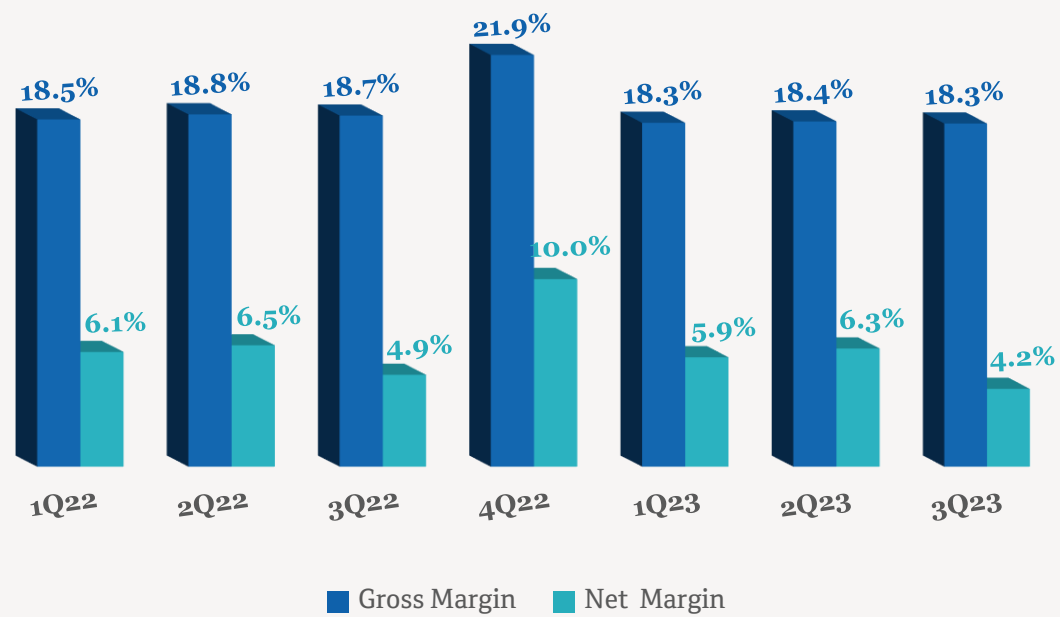
### Quarterly Sales Trend (QRmn)



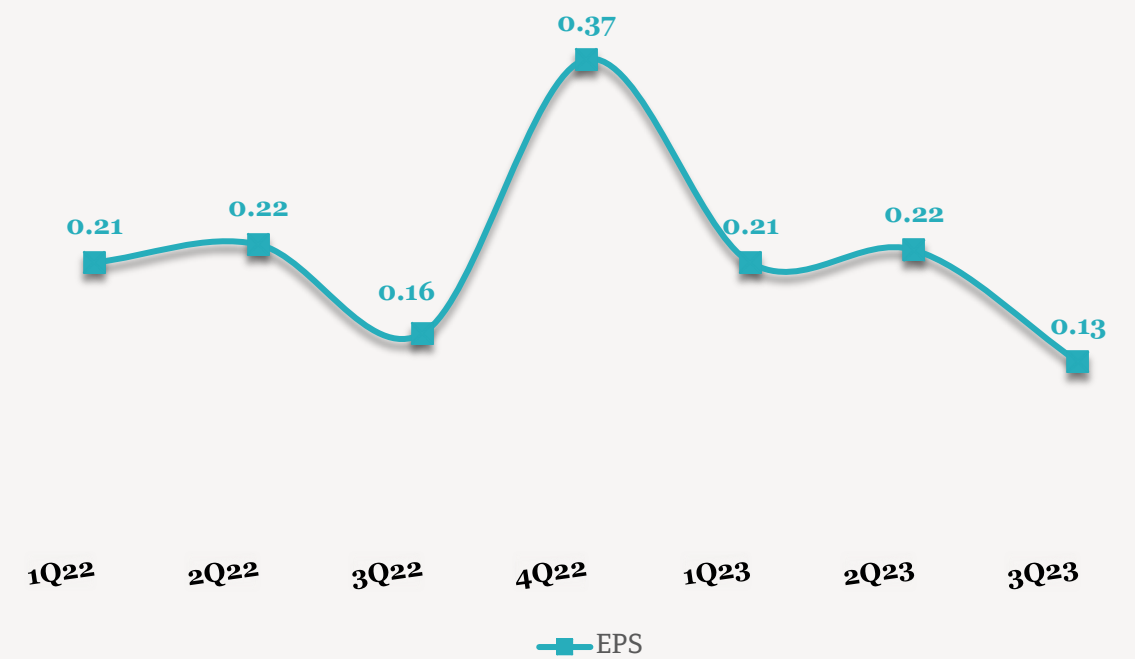
### Quarterly Earnings Trend (QRmn)



### Quarterly Margin Trend



### EPS (QR) Trend



## Contacts

QNB Financial Services Co. W.L.L.  
Contact Center: (+974)4476 6666  
[info@qnbfs.com.qa](mailto:info@qnbfs.com.qa)  
Doha, Qatar

Saugata Sarkar, CFA, CAIA Head  
of Research  
[saugata.sarkar@qnbfs.com.qa](mailto:saugata.sarkar@qnbfs.com.qa)

Shahan Keushgerian Senior  
Research Analyst  
[shahan.keushgerian@qnbfs.com.qa](mailto:shahan.keushgerian@qnbfs.com.qa)

Phibion Makuwerere, CFA  
Senior Research Analyst  
[phibion.makuwerere@qnbfs.com.qa](mailto:phibion.makuwerere@qnbfs.com.qa)

Roy Thomas  
Senior Research Analyst  
[roy.thomas@qnbfs.com.qa](mailto:roy.thomas@qnbfs.com.qa)

Dana Saif Al Sowaidi  
Research Analyst  
[dana.alsowaidi@qnbfs.com.qa](mailto:dana.alsowaidi@qnbfs.com.qa)

Disclaimer and Copyright Notice: This publication has been prepared by QNB Financial Services Co. W.L.L. ("QNBFS") a wholly-owned subsidiary of Qatar National Bank (Q.P.S.C.). QNBFS is regulated by the Qatar Financial Markets Authority and the Qatar Exchange. Qatar National Bank (Q.P.S.C.) is regulated by the Qatar Central Bank. This publication expresses the views and opinions of QNBFS at a given time only. It is not an offer, promotion or recommendation to buy or sell securities or other investments, nor is it intended to constitute legal, tax, accounting, or financial advice. QNBFS accepts no liability whatsoever for any direct or indirect losses arising from use of this report. Any investment decision should depend on the individual circumstances of the investor and be based on specifically engaged investment advice. We therefore strongly advise potential investors to seek independent professional advice before making any investment decision. Although the information in this report has been obtained from sources that QNBFS believes to be reliable, we have not independently verified such information and it may not be accurate or complete. QNBFS does not make any representations or warranties as to the accuracy and completeness of the information it may contain, and declines any liability in that respect. For reports dealing with Technical Analysis, expressed opinions and/or recommendations may be different or contrary to the opinions/recommendations of QNBFS Fundamental Research as a result of depending solely on the historical technical data (price and volume). QNBFS reserves the right to amend the views and opinions expressed in this publication at any time. It may also express viewpoints or make investment decisions that differ significantly from, or even contradict, the views and opinions included in this report. This report may not be reproduced in whole or in part without permission from QNBFS.

*COPYRIGHT: No part of this document may be reproduced without the explicit written permission of QNBFS.*