



Earnings Flash Note  
Qatar Electricity and Water Co.  
4Q 2023 / FY 2023





## Qatar Electricity and Water Co. (QEWS)

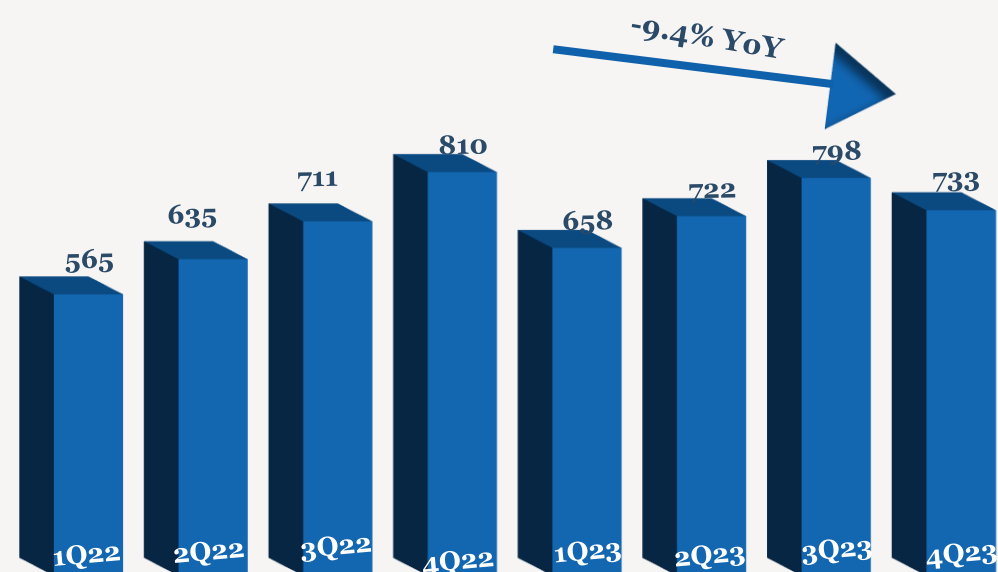
- > Net profit decreased by 4.0% YoY to QR442mn (+30.0% QoQ) in 4Q2023 primarily due to a lower share of results of equity-accounted investees and loss from discontinued operations. For FY2023, net profit declined by 9.3% YoY to QR1,551mn.
- > Total revenue fell by 9.4% YoY to QR733mn (-8.1% QoQ) in 4Q2023 while for FY2023, it was up 7.0% YoY to QR2,911mn.
- > Gross profit increased by 2.0% YoY to QR346mn (+50.7% QoQ) and margin improved to 47.2% (+5.3ppts YoY; +18.4ppts QoQ) in 4Q2023. For FY2023, gross profit fell 4.1% to QR1,009mn.
- > Operating profit was up 56.6% YoY (+62.8% QoQ) to QR419mn in 4Q2023 while the corresponding margin rose to 57.1% (+24.1ppts YoY, +24.9ppts QoQ). For FY2023, operating profit increased 10.0% YoY to QR1,319mn.
- > For 4Q2023, EPS came at QR0.40 vs. QR0.42 in 4Q2022 while for FY2023, EPS was QR1.41 vs QR1.56 in FY2022.
- > As of 14th Feb 2024, the stock has decreased 8.3% YTD, underperforming the QSE index, which was down by 5.7% YTD.
- > The stock is currently trading at a TTM P/E multiple of 12.2x, lower than its 3Y historical average of 13.2x. For now, we maintain our PT of QR22.0/share and our Accumulate rating.
- > The Board announced a DPS of QR0.86 for 2023 which translates into a yield of 5.0%.

### 4Q/FY 2023 Earnings Performance

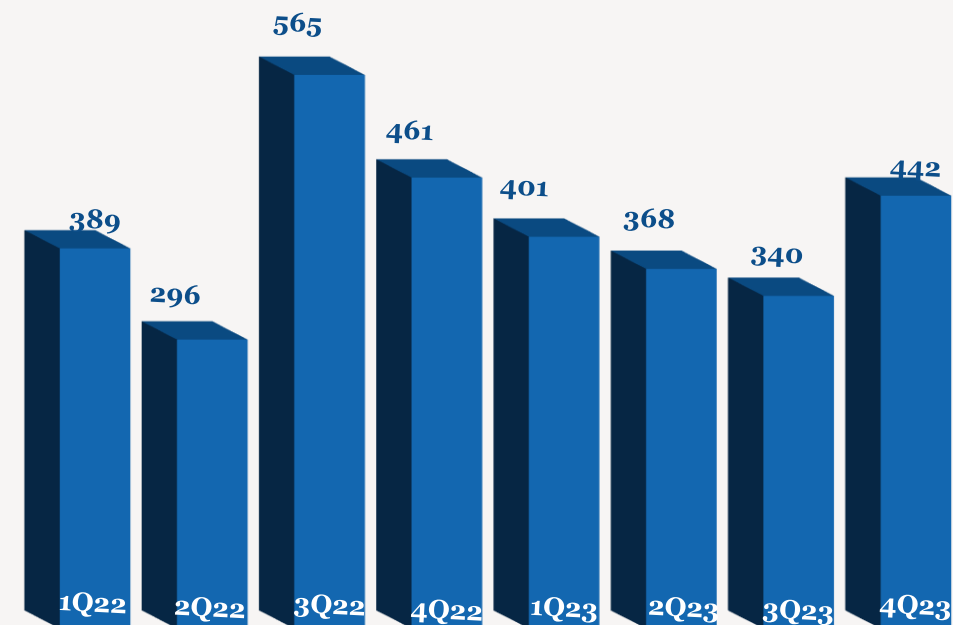
	4Q2023	4Q2022	YoY	3Q2023	QoQ	FY2023	FY2022	YoY
Total Revenue	733	810	-9.4%	798	-8.1%	2,911	2,721	7.0%
Gross Profit	346	339	2.0%	230	50.7%	1,009	1,052	-4.1%
Gross Margin %	47.2%	41.9%		28.8%		35.6%	39.8%	
Operating Profit	419	268	56.6%	257	62.8%	1,319	1,199	10.0%
Operating Margin %	57.1%	33.0%		32.3%		45.3%	44.1%	
Net Profit to Equity	442	461	-4.0%	340	30.0%	1,551	1,711	-9.3%
Net Margin %	60.3%	56.9%		42.7%		53.3%	62.9%	
EPS (QR)	0.40	0.42	-4.0%	0.31	30.0%	1.41	1.56	-9.3%

Note: Values are expressed in QR'mn unless explicitly stated

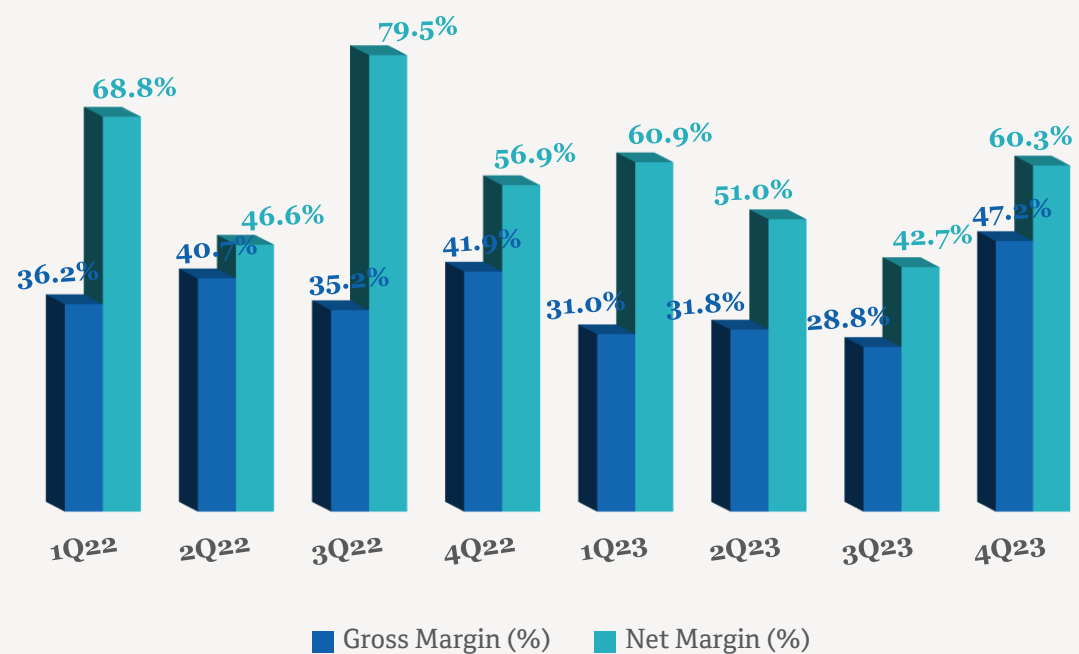
### Quarterly Sales Trend (QRmn)



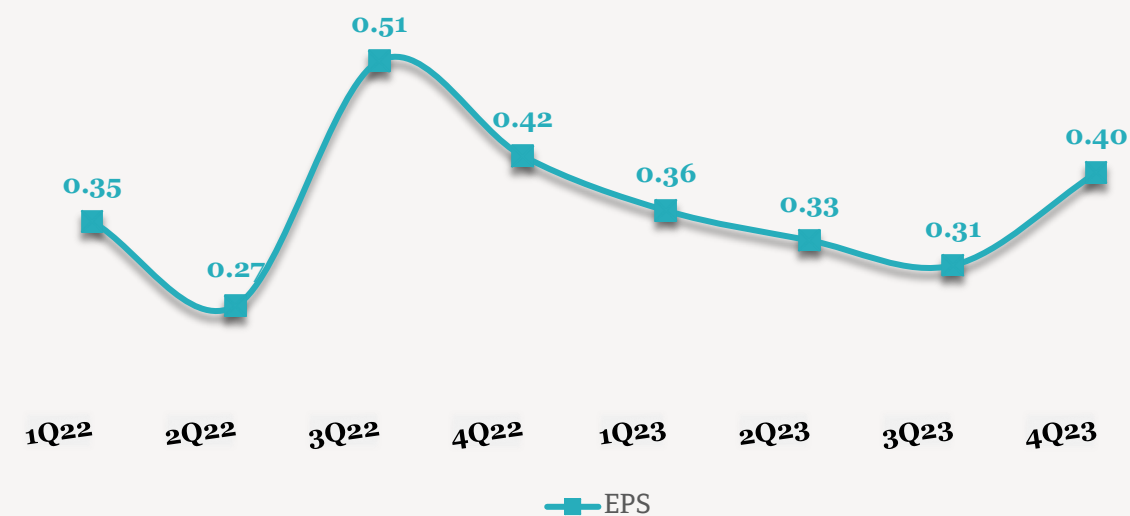
### Quarterly Earnings Trend (QRmn)



### Quarterly Margin Trend



### EPS (QR) Trend



## Contacts

QNB Financial Services Co. W.L.L.

Contact Center: (+974)4476 6666

[info@qnbfs.com.qa](mailto:info@qnbfs.com.qa)

Doha, Qatar

Saugata Sarkar, CFA, CAIA

Head of Research

[saugata.sarkar@qnbfs.com.qa](mailto:saugata.sarkar@qnbfs.com.qa)

Shahan Keushgerian

Senior Research Analyst

[shahan.keushgerian@qnbfs.com.qa](mailto:shahan.keushgerian@qnbfs.com.qa)

Phibion Makuwerere, CFA

Senior Research Analyst

[phibion.makuwerere@qnbfs.com.qa](mailto:phibion.makuwerere@qnbfs.com.qa)

Roy Thomas

Senior Research Analyst

[roy.thomas@qnbfs.com.qa](mailto:roy.thomas@qnbfs.com.qa)

Dana Saif Al Sowaidi

Research Analyst

[dana.alsowaidi@qnbfs.com.qa](mailto:dana.alsowaidi@qnbfs.com.qa)

Disclaimer and Copyright Notice: This publication has been prepared by QNB Financial Services Co. W.L.L. ("QNBFS") a wholly-owned subsidiary of Qatar National Bank (Q.P.S.C.). QNBFS is regulated by the Qatar Financial Markets Authority and the Qatar Exchange. Qatar National Bank (Q.P.S.C.) is regulated by the Qatar Central Bank. This publication expresses the views and opinions of QNBFS at a given time only. It is not an offer, promotion or recommendation to buy or sell securities or other investments, nor is it intended to constitute legal, tax, accounting, or financial advice. QNBFS accepts no liability whatsoever for any direct or indirect losses arising from use of this report. Any investment decision should depend on the individual circumstances of the investor and be based on specifically engaged investment advice. We therefore strongly advise potential investors to seek independent professional advice before making any investment decision. Although the information in this report has been obtained from sources that QNBFS believes to be reliable, we have not independently verified such information and it may not be accurate or complete. QNBFS does not make any representations or warranties as to the accuracy and completeness of the information it may contain, and declines any liability in that respect. For reports dealing with Technical Analysis, expressed opinions and/or recommendations may be different or contrary to the opinions/recommendations of QNBFS Fundamental Research as a result of depending solely on the historical technical data (price and volume). QNBFS reserves the right to amend the views and opinions expressed in this publication at any time. It may also express viewpoints or make investment decisions that differ significantly from, or even contradict, the views and opinions included in this report. This report may not be reproduced in whole or in part without permission from QNBFS.

*COPYRIGHT: No part of this document may be reproduced without the explicit written permission of QNBFS.*