



Earnings Flash Note
Qatari German Medical Devices Company
3Q 2024/9M 2024

Qatari German Medical Devices Company (QGMD)

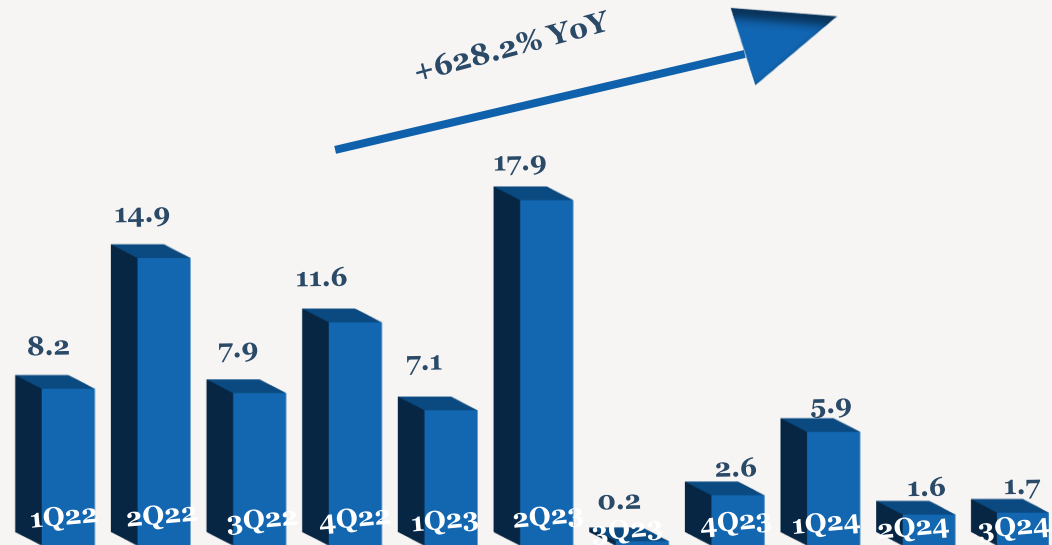
- > Net loss came to QR1.7mn as against the net loss of QR1.4mn in 3Q2023 and against the net profit QR0.6mn in 2Q2024 due to lower gross profit. For 9M2024, net loss came to QR0.8mn as against the net profit of QR0.2mn in 9M2023.
- > Total revenue came higher by 628.2% YoY (+6.2% QoQ) to QR1.7mn in 3Q2024. For 9M2024, total revenue was down 63.3% to QR9.3mn.
- > Gross profit decreased 30.1% YoY to QR0.5mn (-67.6% QoQ) while the corresponding margin came at 28.0% in 3Q2024 (vs. 291.8% in 3Q2023). For 9M2024, gross profit dropped by 38.8% to QR5.3mn.
- > Operating loss of QR1.5mn was higher as compared to QR1.2mn in 3Q2023, and against the operating profit of QR0.8mn in 2Q2024. For 9M2024, operating loss came at QR0.1mn as against the operating profit of QR2.7mn.
- > For 3Q2024, Loss Per Share came to QR0.015 vs. QR0.012 in 3Q2023. For 9M2024, Loss Per Share came to 0.007 vs. EPS of 0.002 in 9M2023.
- > As of 31st October 2024, the stock increased 0.1% YTD, Outperforming the QSE Index, which was down by 2.8% YTD.
- > The stock is currently trading at TTM P/E multiple of 885.9x. higher than its 3Y historical average of 290.6x.

3Q/9M 2024 Earnings Performance

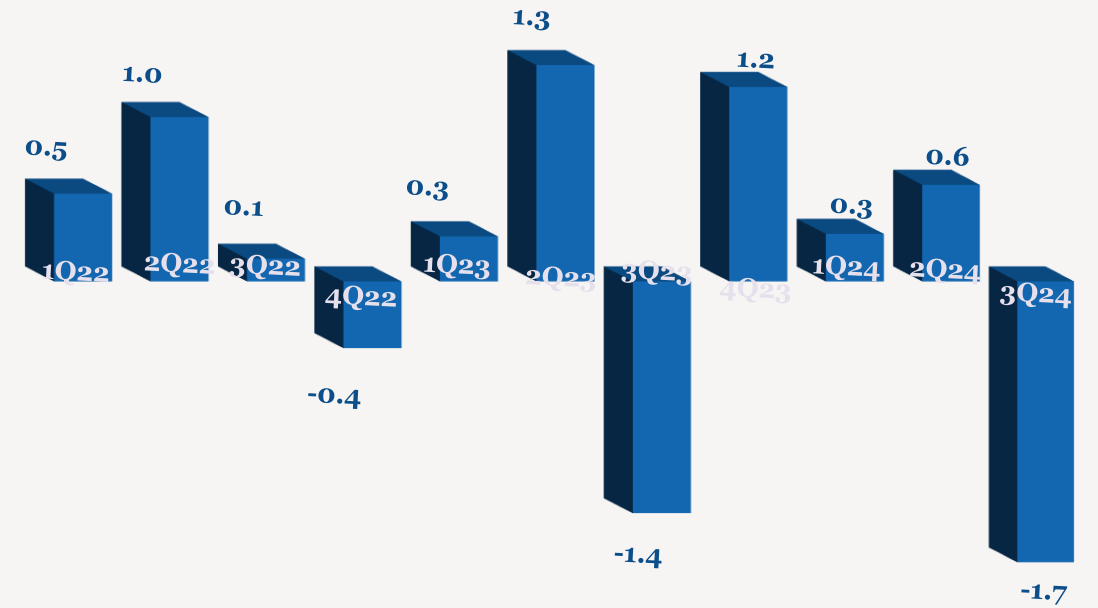
	3Q2024	3Q2023	YoY	2Q2024	QoQ	9M2024	9M2023	YoY
Total Revenue	1.7	0.2	628.2%	1.6	6.2%	9.3	25.2	-63.3%
Gross Profit	0.5	0.7	-30.1%	1.5	-67.6%	5.3	8.6	-38.8%
Gross Margin %	28.0%	291.8%		91.9%		56.8%	34.1%	
Operating Profit	-1.5	-1.2	27.8%	0.8	-285.4%	-0.1	2.7	-104.3%
Operating Margin %	-86.0%	-490.2%		49.3%		-1.2%	10.6%	
Net Profit to Equity	-1.7	-1.4	21.5%	0.6	-392.1%	-0.8	0.2	-574.0%
Net Margin %	-98.0%	-587.6%		35.6%		-8.9%	0.7%	
EPS (QR)	-0.015	-0.012	21.5%	0.005	-392.1%	-0.007	0.002	-574.0%

Note: Values are expressed in QR'mn unless explicitly stated

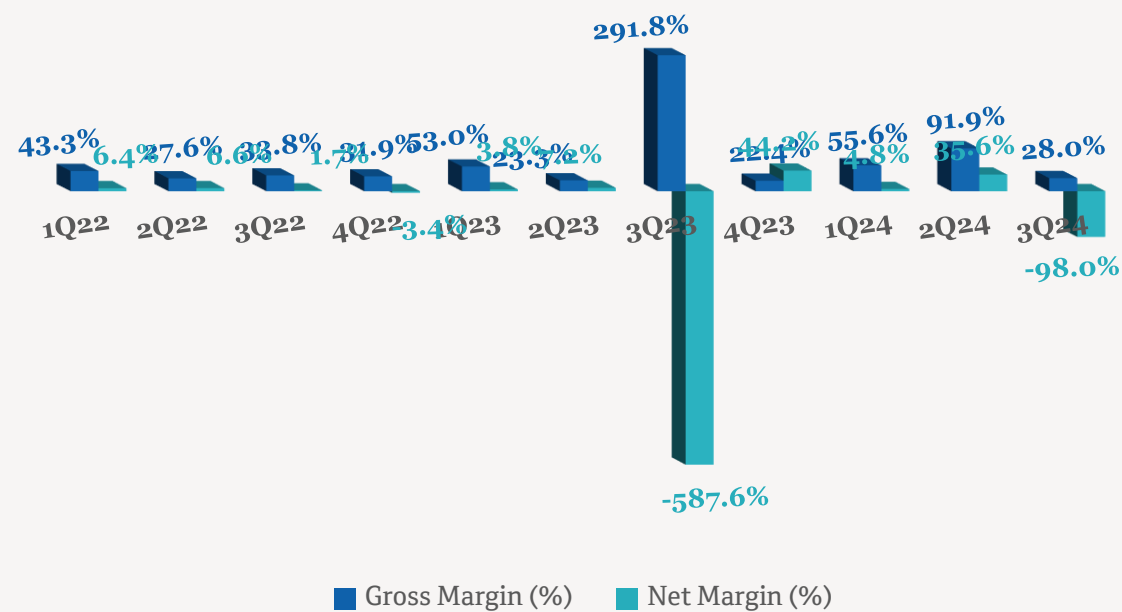
Quarterly Sales Trend (QRmn)



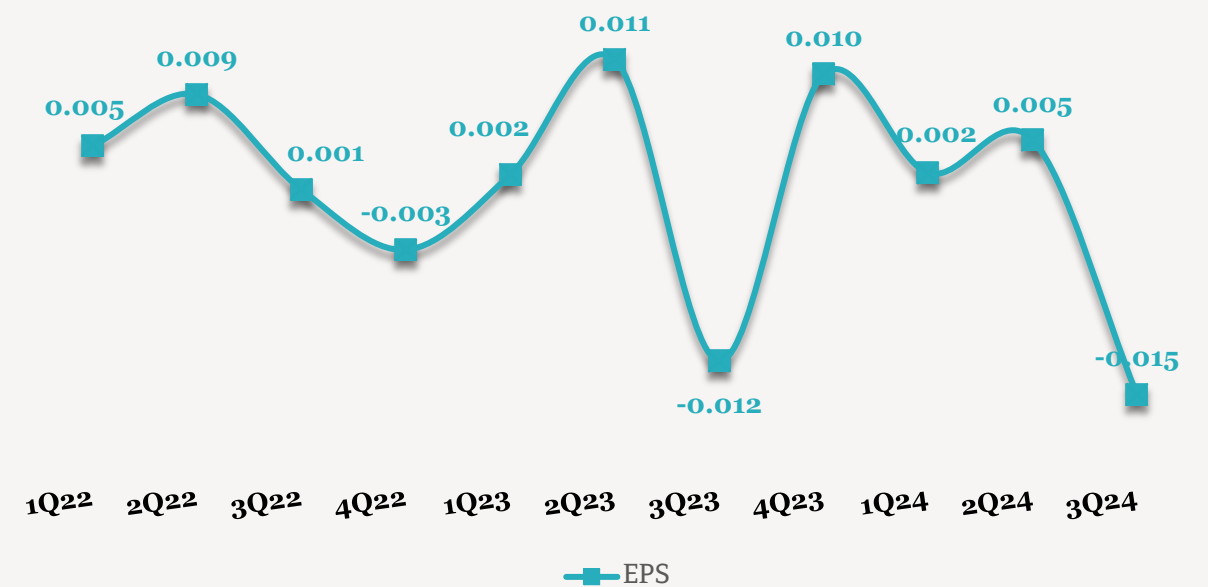
Quarterly Earnings Trend (QRmn)



Quarterly Margin Trend



EPS (QR) Trend



Contacts

QNB Financial Services Co. W.L.L.

Contact Center: (+974)4476 6666

info@qnbfs.com.qa

Doha, Qatar

Saugata Sarkar, CFA, CAIA

Head of Research

saugata.sarkar@qnbfs.com.qa

Shahan Keushgerian

Senior Research Analyst

shahan.keushgerian@qnbfs.com.qa

Phibion Makuwerere, CFA

Senior Research Analyst

phibion.makuwerere@qnbfs.com.qa

Roy Thomas

Senior Research Analyst

roy.thomas@qnbfs.com.qa

Dana Saif Al Sowaidi

Research Analyst

dana.alsowaidi@qnbfs.com.qa

Disclaimer and Copyright Notice: This publication has been prepared by QNB Financial Services Co. W.L.L. ("QNBFS") a wholly-owned subsidiary of Qatar National Bank (Q.P.S.C.). QNBFS is regulated by the Qatar Financial Markets Authority and the Qatar Exchange. Qatar National Bank (Q.P.S.C.) is regulated by the Qatar Central Bank. This publication expresses the views and opinions of QNBFS at a given time only. It is not an offer, promotion or recommendation to buy or sell securities or other investments, nor is it intended to constitute legal, tax, accounting, or financial advice. QNBFS accepts no liability whatsoever for any direct or indirect losses arising from use of this report. Any investment decision should depend on the individual circumstances of the investor and be based on specifically engaged investment advice. We therefore strongly advise potential investors to seek independent professional advice before making any investment decision. Although the information in this report has been obtained from sources that QNBFS believes to be reliable, we have not independently verified such information and it may not be accurate or complete. QNBFS does not make any representations or warranties as to the accuracy and completeness of the information it may contain, and declines any liability in that respect. For reports dealing with Technical Analysis, expressed opinions and/or recommendations may be different or contrary to the opinions/recommendations of QNBFS Fundamental Research as a result of depending solely on the historical technical data (price and volume). QNBFS reserves the right to amend the views and opinions expressed in this publication at any time. It may also express viewpoints or make investment decisions that differ significantly from, or even contradict, the views and opinions included in this report. This report may not be reproduced in whole or in part without permission from QNBFS.

COPYRIGHT: No part of this document may be reproduced without the explicit written permission of QNBFS.