



Earnings Flash Note  
Widam Food Company  
4Q 2024/FY2024



## Widam Food Company (WDAM)

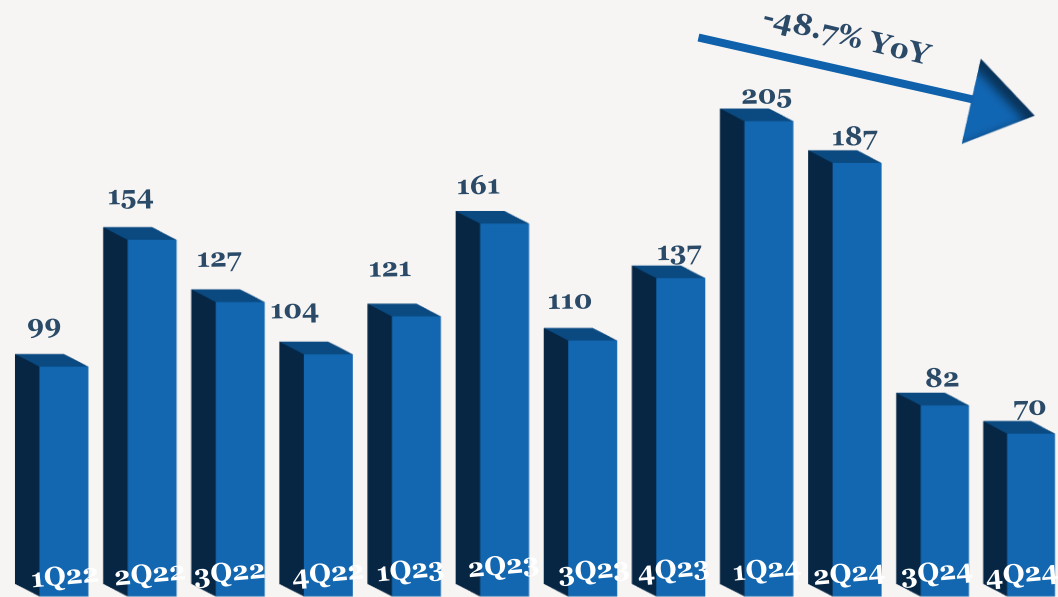
- > Net loss came at QR49mn in 4Q2024 as compared to net profit of QR23mn in 4Q2023 and net loss of QR10mn in 3Q2024, due to lower revenue. For FY2024, net loss came at QR56mn against the loss of QR36mn in FY2023.
- > Revenue decreased by 48.7% YoY (-14.7% QoQ) to QR70mn in 4Q2024. For FY2024, revenue was up 2.9% YoY to QR544mn.
- > Gross loss came at QR8mn against the gross loss of QR4mn in 4Q2023 and gross loss of QR5mn in 3Q2024. For FY2024 gross profit came at QR9mn against the gross loss of QR24mn in FY2023.
- > Operating loss came at QR47mn against the operating profit of QR28mn in 4Q2023 and against the operating loss of QR8mn in 3Q2024. For FY2024 operating loss came at QR46mn against the operating loss of QR22mn in FY2023.
- > For 4Q2024, Loss Per Share came at QR0.27 vs. EPS of QR0.13 in 4Q2023. For FY2024, Loss Per Share was 0.31 vs loss per share of 0.20 in FY2023.
- > As of 26th Feb 2025, the stock decreased 3.4% YTD, Underperforming the QSE Index, which was down by 0.7% YTD.

### 4Q/FY 2024 Earnings Performance

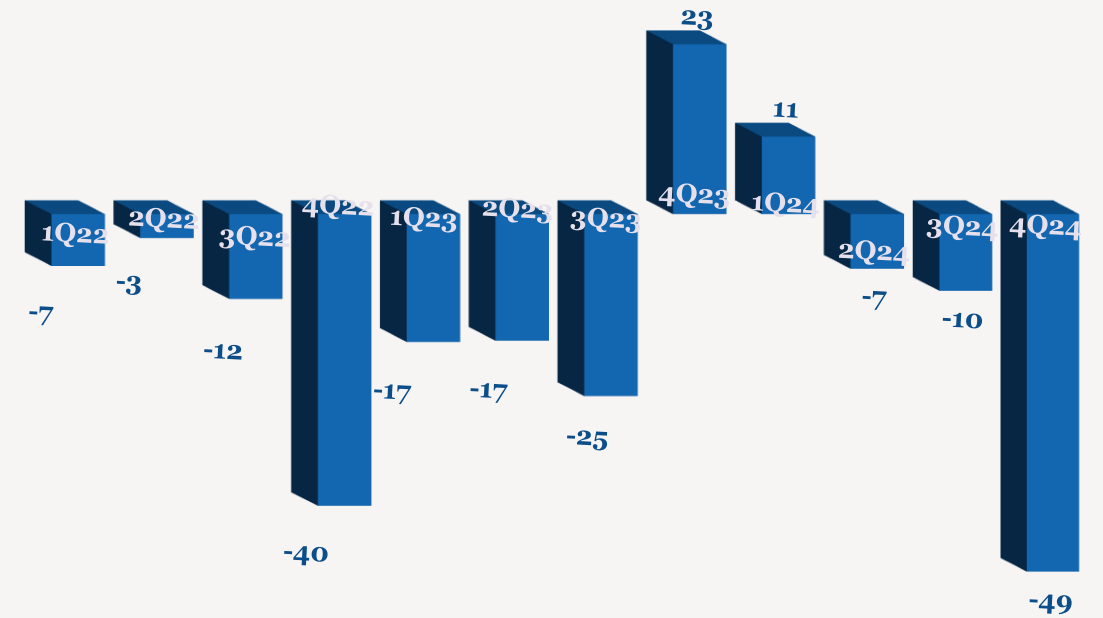
	4Q2024	4Q2023	YoY	3Q2024	QoQ	FY2024	FY2023	YoY
Revenue	70	137	-48.7%	82	-14.7%	544	529	2.9%
Gross Profit/(loss)	-8	-4	-114.9%	-5	-43.2%	9	-24	138.2%
Gross Margin %	-11.2%	-2.7%		-6.6%		1.7%	-4.6%	
Operating Profit/(loss)	-47	28	268.9%	-8	NM	-46	-22	-111.8%
Operating Margin %	-66.4%	20.2%		-9.7%		-8.6%	-4.2%	
Profit/(loss) for the period	-49	23	311.8%	-10	NM	-56	-36	-55.2%
Net Margin %	-69.5%	16.8%		-12.7%		-10.3%	-6.9%	
EPS (QR)	-0.27	0.13	311.8%	-0.06	NM	-0.31	-0.20	-55.2%

Note: Values are expressed in QR'mn unless explicitly stated

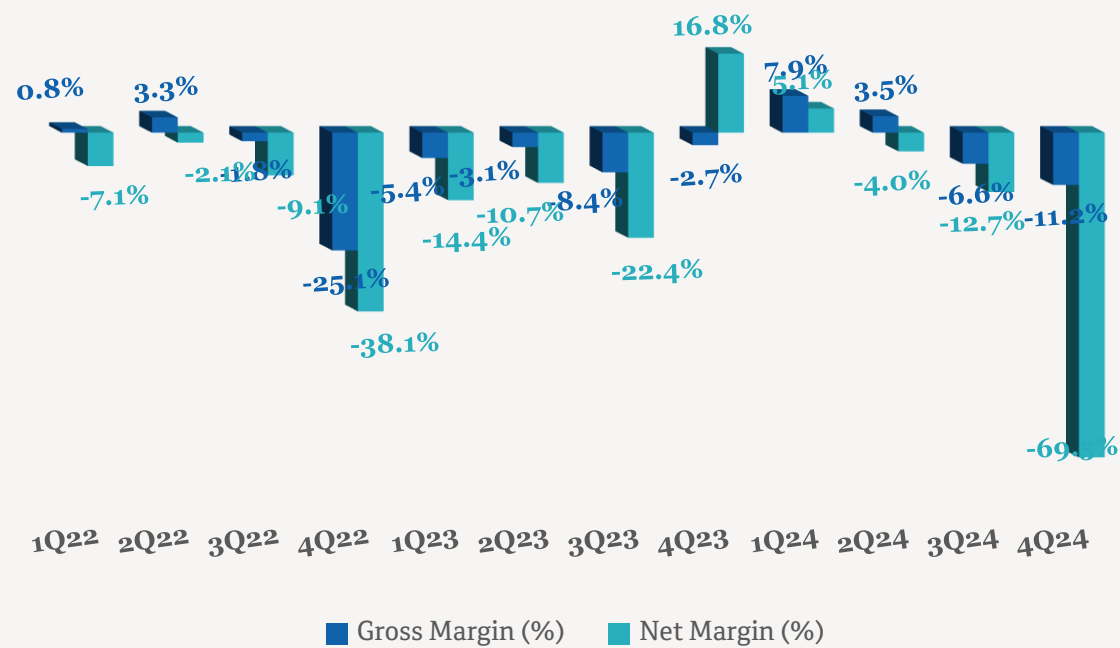
## Quarterly Sales Trend (QRmn)



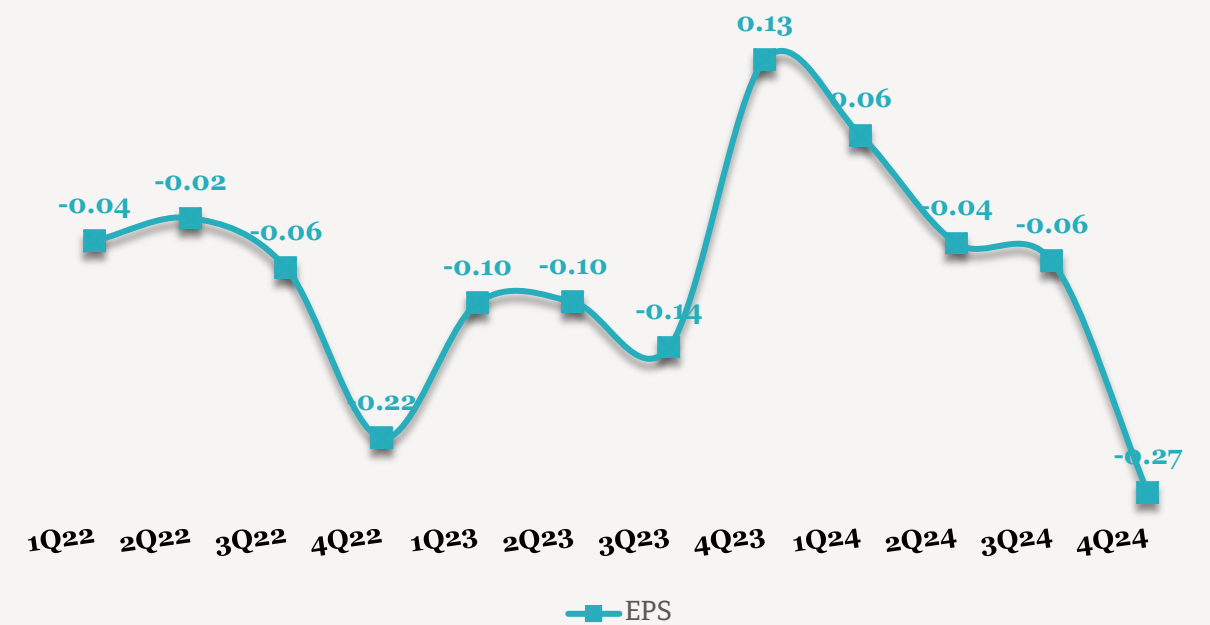
## Quarterly Earnings Trend (QRmn)



## Quarterly Margin Trend



## EPS (QR) Trend



## Contacts

QNB Financial Services Co. W.L.L.

Contact Center: (+974)4476 6666

[info@qnbfs.com.qa](mailto:info@qnbfs.com.qa)

Doha, Qatar

Saugata Sarkar, CFA, CAIA

Head of Research

[saugata.sarkar@qnbfs.com.qa](mailto:saugata.sarkar@qnbfs.com.qa)

Shahan Keushgerian

Senior Research Analyst

[shahan.keushgerian@qnbfs.com.qa](mailto:shahan.keushgerian@qnbfs.com.qa)

Phibion Makuwerere, CFA

Senior Research Analyst

[phibion.makuwerere@qnbfs.com.qa](mailto:phibion.makuwerere@qnbfs.com.qa)

Roy Thomas

Senior Research Analyst

[roy.thomas@qnbfs.com.qa](mailto:roy.thomas@qnbfs.com.qa)

Dana Saif Al Sowaidi

Research Analyst

[dana.alsowaidi@qnbfs.com.qa](mailto:dana.alsowaidi@qnbfs.com.qa)

Disclaimer and Copyright Notice: This publication has been prepared by QNB Financial Services Co. W.L.L. ("QNBFS") a wholly-owned subsidiary of Qatar National Bank (Q.P.S.C.). QNBFS is regulated by the Qatar Financial Markets Authority and the Qatar Exchange. Qatar National Bank (Q.P.S.C.) is regulated by the Qatar Central Bank. This publication expresses the views and opinions of QNBFS at a given time only. It is not an offer, promotion or recommendation to buy or sell securities or other investments, nor is it intended to constitute legal, tax, accounting, or financial advice. QNBFS accepts no liability whatsoever for any direct or indirect losses arising from use of this report. Any investment decision should depend on the individual circumstances of the investor and be based on specifically engaged investment advice. We therefore strongly advise potential investors to seek independent professional advice before making any investment decision. Although the information in this report has been obtained from sources that QNBFS believes to be reliable, we have not independently verified such information and it may not be accurate or complete. QNBFS does not make any representations or warranties as to the accuracy and completeness of the information it may contain, and declines any liability in that respect. For reports dealing with Technical Analysis, expressed opinions and/or recommendations may be different or contrary to the opinions/recommendations of QNBFS Fundamental Research as a result of depending solely on the historical technical data (price and volume). QNBFS reserves the right to amend the views and opinions expressed in this publication at any time. It may also express viewpoints or make investment decisions that differ significantly from, or even contradict, the views and opinions included in this report. This report may not be reproduced in whole or in part without permission from QNBFS.

*COPYRIGHT: No part of this document may be reproduced without the explicit written permission of QNBFS.*